



GOBIERNO DEL  
ESTADO DE  
MÉXICO

**SEGURIDAD**  
SECRETARÍA DE SEGURIDAD

# CHIMALHUACÁN

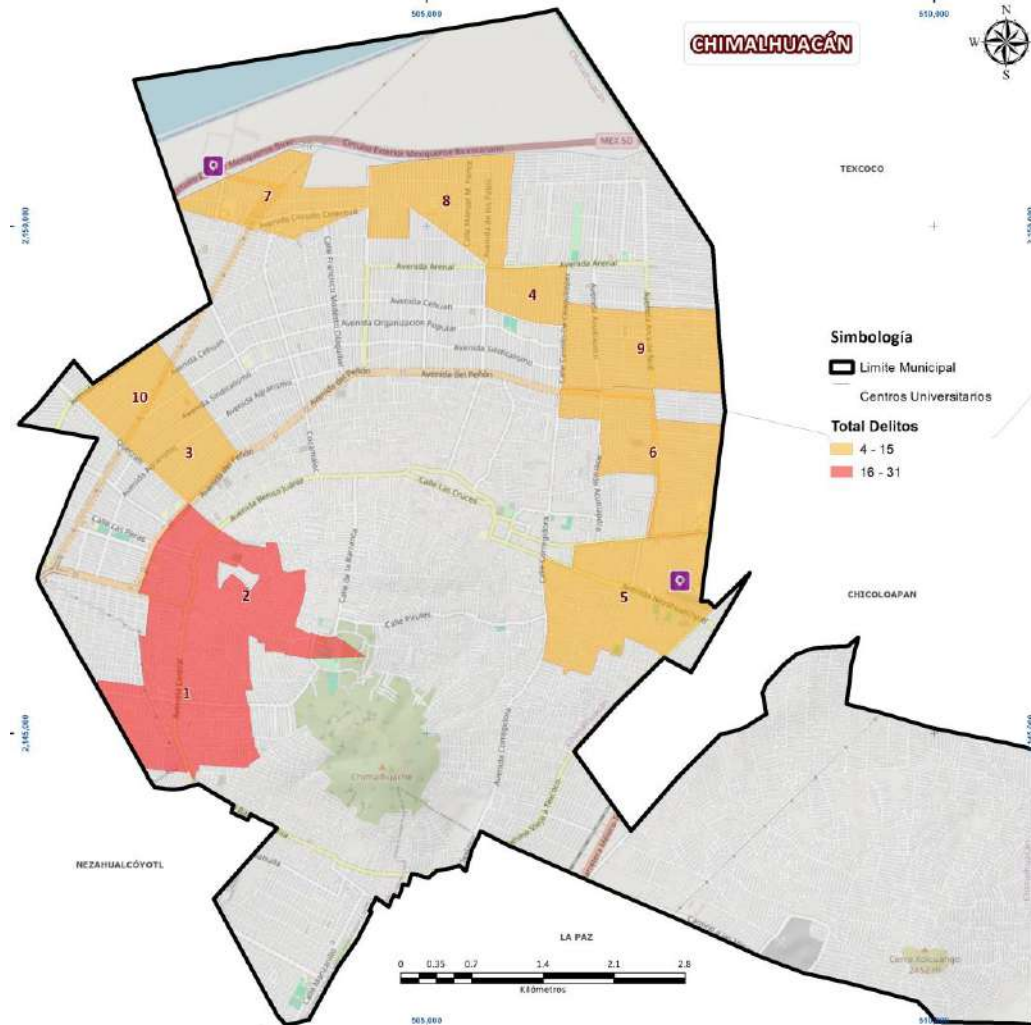
1 al 30 de abril de 2024

**VIOLENCIA DE GÉNERO  
REPORTE EJECUTIVO**

Fuente: Fiscalía General de Justicia - Delitos Vinculados a Violencia de Género (FGJ-VG),  
Fiscalía General de Justicia - Delitos de Alto Impacto (FGJ-DAI), Sistema de Emergencia 9-1-1  
(SE911) y Sistema de Denuncia Anónima 089 (SDA089)

MAYO 2024

- Cabe destacar, que derivado de este análisis para el mes de abril en el municipio de Chimalhuacán, se identificaron diez colonias de atención prioritaria, las cuales concentran el 37% de la incidencia del municipio.

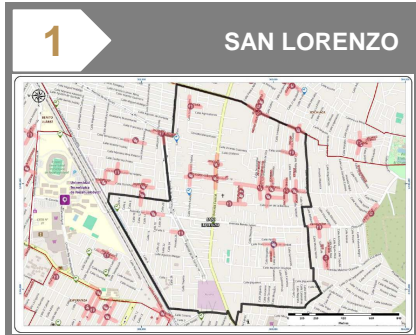


Colonias repetidas en el periodo				
No.	Colonia	Inc.	%	% Acum.
1	SAN LORENZO	17	4.78	4.78
2	XOCHIACA	16	4.49	9.27
3	TALABARTEROS	14	3.93	13.20
4	CANASTEROS	13	3.65	16.85
5	SANTA MARÍA NATIVITAS	13	3.65	20.51
6	ACUITLAPILCO TERCERA SECCIÓN	12	3.37	23.88
7	TLATEL XOCHITENCO	12	3.37	27.25
8	FUNDIDORES	12	3.37	30.62
9	ACUITLAPILCO SEGUNDA SECCIÓN	11	3.09	33.71
10	PLATEROS	11	3.09	36.80

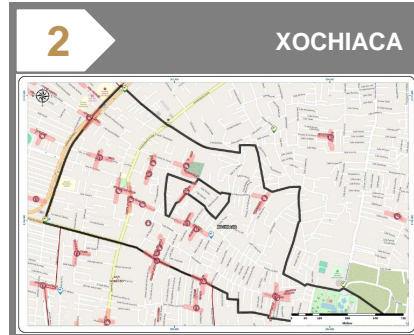
DELITOS	INCIDENCIA	% DE INCIDENCIA
VIOLENCIA CONTRA LA MUJER	188	52.81
VIOLENCIA FAMILIAR	86	24.16
LESIONES	46	12.92
VIOLENCIA DE PAREJA	25	7.02
HOSTIGAMIENTO Y ACOSO SEXUAL	3	0.84
VIOLACIÓN	3	0.84
SUSTRACCIÓN DE HIJO	2	0.56
VIOLENCIA DE GÉNERO	2	0.56
OTROS DELITOS	1	0.28
<b>TOTAL GENERAL</b>	<b>356</b>	<b>100.0%</b>

Composición de los datos por fuente:

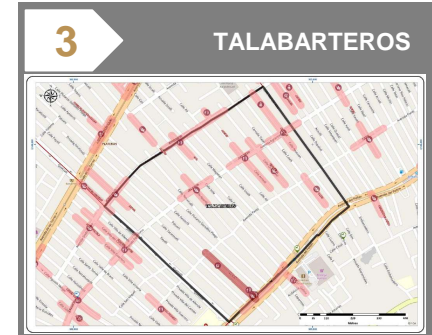
FGJ-VG:	FGJ-DAI:	SE911:	SDA089:
0.00%	0.00%	97.75%	2.25%



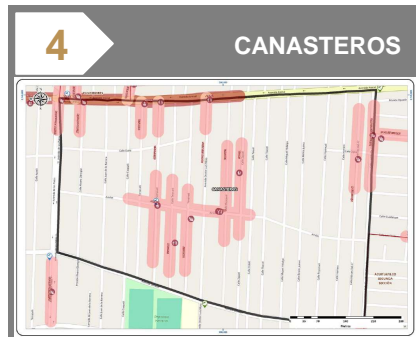
	VIOLENCIA CONTRA LA MUJER	21:00 - 23:59	65%
	VIOLENCIA FAMILIAR	18:00 - 20:59	29%
	VIOLENCIA DE GÉNERO	18:00 - 20:59	6%



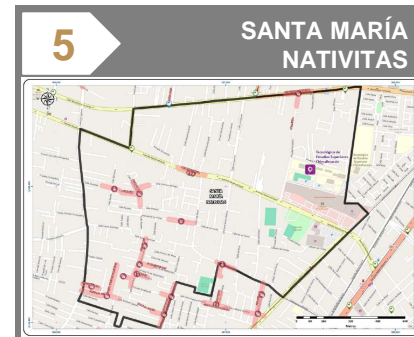
	VIOLENCIA CONTRA LA MUJER	21:00 - 23:59	56%
	VIOLENCIA FAMILIAR	18:00 - 20:59 15:00 - 17:59	19%
	VIOLENCIA DE PAREJA	00:00 - 02:59 18:00 - 20:59	19%



	VIOLENCIA CONTRA LA MUJER	06:00 - 08:59	43%
	VIOLENCIA FAMILIAR	21:00 - 23:59 18:00 - 20:59	43%
	VIOLENCIA DE PAREJA	21:00 - 23:59	7%



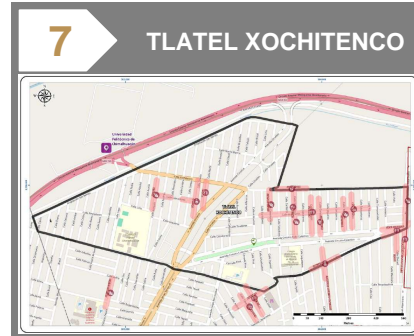
	VIOLENCIA CONTRA LA MUJER	21:00 - 23:59	38%
	VIOLENCIA FAMILIAR	18:00 - 20:59	31%
	LESIONES	18:00 - 20:59	23%



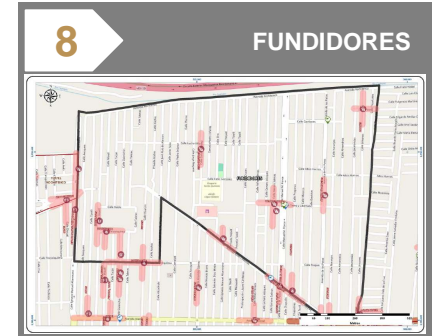
	VIOLENCIA CONTRA LA MUJER	00:00 - 02:59	54%
	LESIONES	00:00 - 02:59	23%
	VIOLENCIA FAMILIAR	15:00 - 17:59	15%



	VIOLENCIA CONTRA LA MUJER	18:00 - 20:59	42%
	VIOLENCIA FAMILIAR	09:00 - 11:59	33%
	LESIONES	18:00 - 20:59 00:00 - 02:59	25%



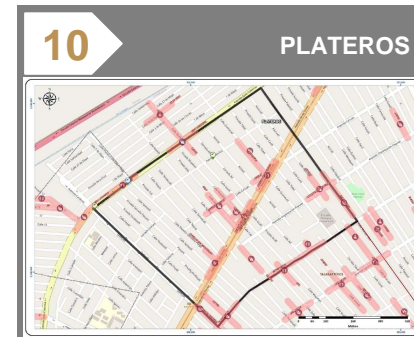
	VIOLENCIA CONTRA LA MUJER	15:00 - 17:59	50%
	VIOLENCIA FAMILIAR	21:00 - 23:59 15:00 - 17:59	25%
	LESIONES	03:00 - 05:59 15:00 - 17:59	17%



	VIOLENCIA CONTRA LA MUJER	18:00 - 20:59	67%
	LESIONES	03:00 - 05:59 06:00 - 08:59	17%
	VIOLENCIA DE PAREJA	18:00 - 20:59 09:00 - 11:59	17%



	VIOLENCIA CONTRA LA MUJER	21:00 - 23:59	45%
	VIOLENCIA FAMILIAR	18:00 - 20:59	36%
	LESIONES	15:00 - 17:59	9%



	VIOLENCIA CONTRA LA MUJER	15:00 - 17:59	73%
	VIOLENCIA FAMILIAR	12:00 - 14:59 00:00 - 02:59	18%
	VIOLENCIA DE PAREJA	18:00 - 20:59	9%



**VIOLENCIA CONTRA LA MUJER**

CALLE JUAN ESCUTIA



Horario de atención **21:00 - 23:59 LUNES**

65%

**VIOLENCIA FAMILIAR**

PRIVADA JUAN ESCUTIA



Horario de atención **18:00 - 20:59 DOMINGO**

29%

**VIOLENCIA DE GÉNERO**

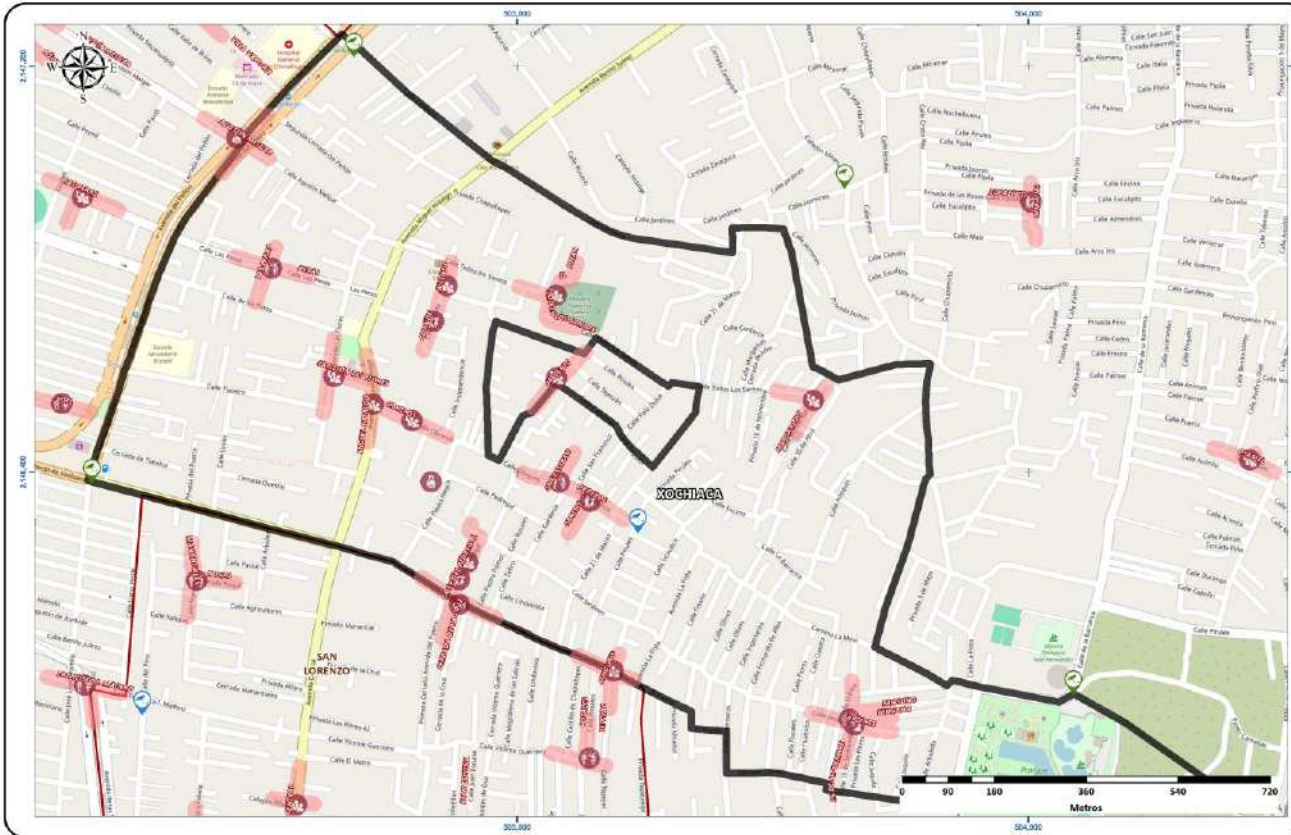
CERRADA DE LA CRUZ



Horario de atención **18:00 - 20:59 JUEVES**

6%

Horario	D	L	Ma	Mi	J	V	S	Total
00:00 - 02:59	0.0%	5.9%	0.0%	0.0%	0.0%	0.0%	0.0%	5.9%
03:00 - 05:59	0.0%	0.0%	0.0%	0.0%	0.0%	0.0%	0.0%	0.0%
06:00 - 08:59	0.0%	0.0%	0.0%	0.0%	0.0%	0.0%	0.0%	0.0%
09:00 - 11:59	0.0%	0.0%	0.0%	0.0%	0.0%	0.0%	0.0%	0.0%
12:00 - 14:59	0.0%	5.9%	0.0%	0.0%	0.0%	0.0%	0.0%	5.9%
15:00 - 17:59	5.9%	0.0%	5.9%	5.9%	0.0%	0.0%	5.9%	23.5%
18:00 - 20:59	5.9%	0.0%	5.9%	5.9%	5.9%	11.8%	0.0%	35.3%
21:00 - 23:59	5.9%	11.8%	0.0%	0.0%	0.0%	0.0%	11.8%	29.4%
<b>Total</b>	<b>17.6%</b>	<b>23.5%</b>	<b>11.8%</b>	<b>11.8%</b>	<b>5.9%</b>	<b>11.8%</b>	<b>17.6%</b>	<b>100.0%</b>



Horario	D	L	Ma	Mi	J	V	S	Total
00:00 - 02:59	0.0%	0.0%	0.0%	6.3%	0.0%	12.5%	0.0%	18.8%
03:00 - 05:59	6.3%	0.0%	0.0%	0.0%	0.0%	0.0%	6.3%	12.5%
06:00 - 08:59	0.0%	0.0%	0.0%	0.0%	0.0%	0.0%	0.0%	0.0%
09:00 - 11:59	0.0%	0.0%	6.3%	0.0%	0.0%	0.0%	0.0%	6.3%
12:00 - 14:59	0.0%	0.0%	0.0%	0.0%	0.0%	0.0%	0.0%	0.0%
15:00 - 17:59	0.0%	0.0%	12.5%	0.0%	0.0%	0.0%	0.0%	12.5%
18:00 - 20:59	6.3%	12.5%	6.3%	0.0%	6.3%	0.0%	0.0%	31.3%
21:00 - 23:59	0.0%	0.0%	0.0%	12.5%	0.0%	6.3%	0.0%	18.8%
<b>Total</b>	<b>12.5%</b>	<b>12.5%</b>	<b>25.0%</b>	<b>18.8%</b>	<b>6.3%</b>	<b>18.8%</b>	<b>6.3%</b>	<b>100.0%</b>

**VIOLENCIA CONTRA LA MUJER**

CALLE TODOS LOS SANTOS



Horario de atención  
**18:00 - 20:59 LUNES**

56%

**VIOLENCIA FAMILIAR**

CALLE OBREROS



Horario de atención  
**18:00 - 20:59 JUEVES**

19%

**VIOLENCIA DE PAREJA**

CALLE OBREROS



Horario de atención  
**00:00 - 02:59 MIÉRCOLES**

19%

**LESIONES**

CALLE PIEDRA NEGRA



Horario de atención  
**00:00 - 02:59 VIERNES**

6%



Horario	D	L	Ma	Mi	J	V	S	Total
00:00 - 02:59	0.0%	0.0%	0.0%	0.0%	0.0%	0.0%	7.1%	7.1%
03:00 - 05:59	0.0%	0.0%	0.0%	0.0%	0.0%	0.0%	0.0%	0.0%
06:00 - 08:59	14.3%	0.0%	0.0%	0.0%	0.0%	0.0%	0.0%	14.3%
09:00 - 11:59	0.0%	0.0%	0.0%	0.0%	0.0%	0.0%	0.0%	0.0%
12:00 - 14:59	0.0%	0.0%	0.0%	7.1%	0.0%	0.0%	0.0%	7.1%
15:00 - 17:59	0.0%	0.0%	0.0%	0.0%	7.1%	0.0%	0.0%	7.1%
18:00 - 20:59	0.0%	7.1%	0.0%	7.1%	0.0%	7.1%	0.0%	21.4%
21:00 - 23:59	0.0%	35.7%	0.0%	0.0%	7.1%	0.0%	0.0%	42.9%
<b>Total</b>	<b>14.3%</b>	<b>42.9%</b>	<b>0.0%</b>	<b>14.3%</b>	<b>14.3%</b>	<b>7.1%</b>	<b>7.1%</b>	<b>100.0%</b>

VIOLENCIA CONTRA LA MUJER

AVENIDA AGRARISMO



Horario de atención  
18:00 - 20:59  
VIERNES

43%

VIOLENCIA FAMILIAR

CALLE PATOANI



Horario de atención  
21:00 - 23:59  
LUNES

43%

VIOLENCIA DE PAREJA

CALLE PATOANI



Horario de atención  
21:00 - 23:59  
LUNES

7%

LESIONES

CALLE AYUCUAN



Horario de atención  
12:00 - 14:59  
MIÉRCOLES

7%



**VIOLENCIA CONTRA LA MUJER**

AVENIDA ARENAL

Horario de atención  
**00:00 - 02:59**  
**MIÉRCOLES**

**38%**

**VIOLENCIA FAMILIAR**

AVENIDA ARENAL

Horario de atención  
**12:00 - 14:59**  
**VIERNES**

**31%**

**LESIONES**

CALLE AMIOTL

Horario de atención  
**18:00 - 20:59**  
**DOMINGO**

**23%**

**VIOLENCIA DE PAREJA**

CALLE ZAPOTL

Horario de atención  
**09:00 - 11:59**  
**SÁBADO**

**8%**

Horario	D	L	Ma	Mi	J	V	S	Total
00:00 - 02:59	0.0%	0.0%	0.0%	7.7%	0.0%	0.0%	0.0%	7.7%
03:00 - 05:59	7.7%	0.0%	0.0%	0.0%	0.0%	0.0%	0.0%	7.7%
06:00 - 08:59	0.0%	0.0%	0.0%	0.0%	0.0%	0.0%	0.0%	0.0%
09:00 - 11:59	0.0%	7.7%	0.0%	0.0%	0.0%	0.0%	7.7%	15.4%
12:00 - 14:59	0.0%	0.0%	0.0%	0.0%	0.0%	7.7%	7.7%	15.4%
15:00 - 17:59	0.0%	0.0%	7.7%	0.0%	0.0%	0.0%	7.7%	15.4%
18:00 - 20:59	7.7%	0.0%	0.0%	0.0%	15.4%	0.0%	0.0%	23.1%
21:00 - 23:59	0.0%	7.7%	0.0%	7.7%	0.0%	0.0%	0.0%	15.4%
<b>Total</b>	<b>15.4%</b>	<b>15.4%</b>	<b>7.7%</b>	<b>15.4%</b>	<b>15.4%</b>	<b>7.7%</b>	<b>23.1%</b>	<b>100.0%</b>





**VIOLENCIA CONTRA LA MUJER**

CALLE EMILIANO ZAPATA

Horario de atención: 00:00 - 02:59 LUNES



54%

**LESIONES**

CALLE GRANADA

Horario de atención: 00:00 - 02:59 LUNES



23%

**VIOLENCIA FAMILIAR**

PRIVADA MONARCA

Horario de atención: 15:00 - 17:59 SÁBADO



15%

**VIOLENCIA DE PAREJA**

AVENIDA DE LAS FLORES

Horario de atención: 15:00 - 17:59 MIÉRCOLES



8%

Horario	D	L	Ma	Mi	J	V	S	Total
00:00 - 02:59	0.0%	23.1%	0.0%	0.0%	0.0%	0.0%	0.0%	23.1%
03:00 - 05:59	0.0%	0.0%	7.7%	0.0%	0.0%	0.0%	0.0%	7.7%
06:00 - 08:59	0.0%	0.0%	0.0%	0.0%	0.0%	7.7%	7.7%	15.4%
09:00 - 11:59	0.0%	0.0%	0.0%	0.0%	0.0%	0.0%	0.0%	0.0%
12:00 - 14:59	0.0%	0.0%	0.0%	0.0%	0.0%	7.7%	0.0%	7.7%
15:00 - 17:59	7.7%	0.0%	0.0%	7.7%	7.7%	7.7%	7.7%	38.5%
18:00 - 20:59	0.0%	0.0%	0.0%	0.0%	0.0%	0.0%	0.0%	0.0%
21:00 - 23:59	0.0%	0.0%	0.0%	0.0%	7.7%	0.0%	0.0%	7.7%
<b>Total</b>	<b>7.7%</b>	<b>23.1%</b>	<b>7.7%</b>	<b>7.7%</b>	<b>15.4%</b>	<b>23.1%</b>	<b>15.4%</b>	<b>100.0%</b>



**VIOLENCIA CONTRA LA MUJER**

AVENIDA ARCA DE NOÉ

Horario de atención  
**15:00 - 17:59**  
**DOMINGO**



42%

**VIOLENCIA FAMILIAR**

AVENIDA ACUITLAPILCO

Horario de atención  
**09:00 - 11:59**  
**DOMINGO**



33%

**LESIONES**

CALLE BELEM

Horario de atención  
**18:00 - 20:59**  
**VIERNES**



25%

Horario	D	L	Ma	Mi	J	V	S	Total
00:00 - 02:59	8.3%	0.0%	0.0%	0.0%	0.0%	0.0%	0.0%	8.3%
03:00 - 05:59	0.0%	0.0%	0.0%	0.0%	0.0%	0.0%	0.0%	0.0%
06:00 - 08:59	0.0%	0.0%	0.0%	0.0%	0.0%	0.0%	0.0%	0.0%
09:00 - 11:59	8.3%	0.0%	0.0%	0.0%	0.0%	8.3%	0.0%	16.7%
12:00 - 14:59	0.0%	0.0%	0.0%	0.0%	0.0%	8.3%	0.0%	8.3%
15:00 - 17:59	8.3%	0.0%	0.0%	0.0%	0.0%	0.0%	0.0%	8.3%
18:00 - 20:59	0.0%	16.7%	8.3%	0.0%	8.3%	16.7%	0.0%	50.0%
21:00 - 23:59	0.0%	0.0%	0.0%	0.0%	0.0%	0.0%	8.3%	8.3%
<b>Total</b>	<b>25.0%</b>	<b>16.7%</b>	<b>8.3%</b>	<b>0.0%</b>	<b>8.3%</b>	<b>33.3%</b>	<b>8.3%</b>	<b>100.0%</b>



VIOLENCIA CONTRA LA MUJER

CALLE ACEQUIA



Horario de atención: 15:00 - 17:59 JUEVES

50%

VIOLENCIA FAMILIAR

AVENIDA EJIDO COLECTIVO



Horario de atención: 21:00 - 23:59 MARTES

25%

LESIONES

AMPLIACIÓN SINACAPA



Horario de atención: 03:00 - 05:59 DOMINGO

17%

VIOLACIÓN

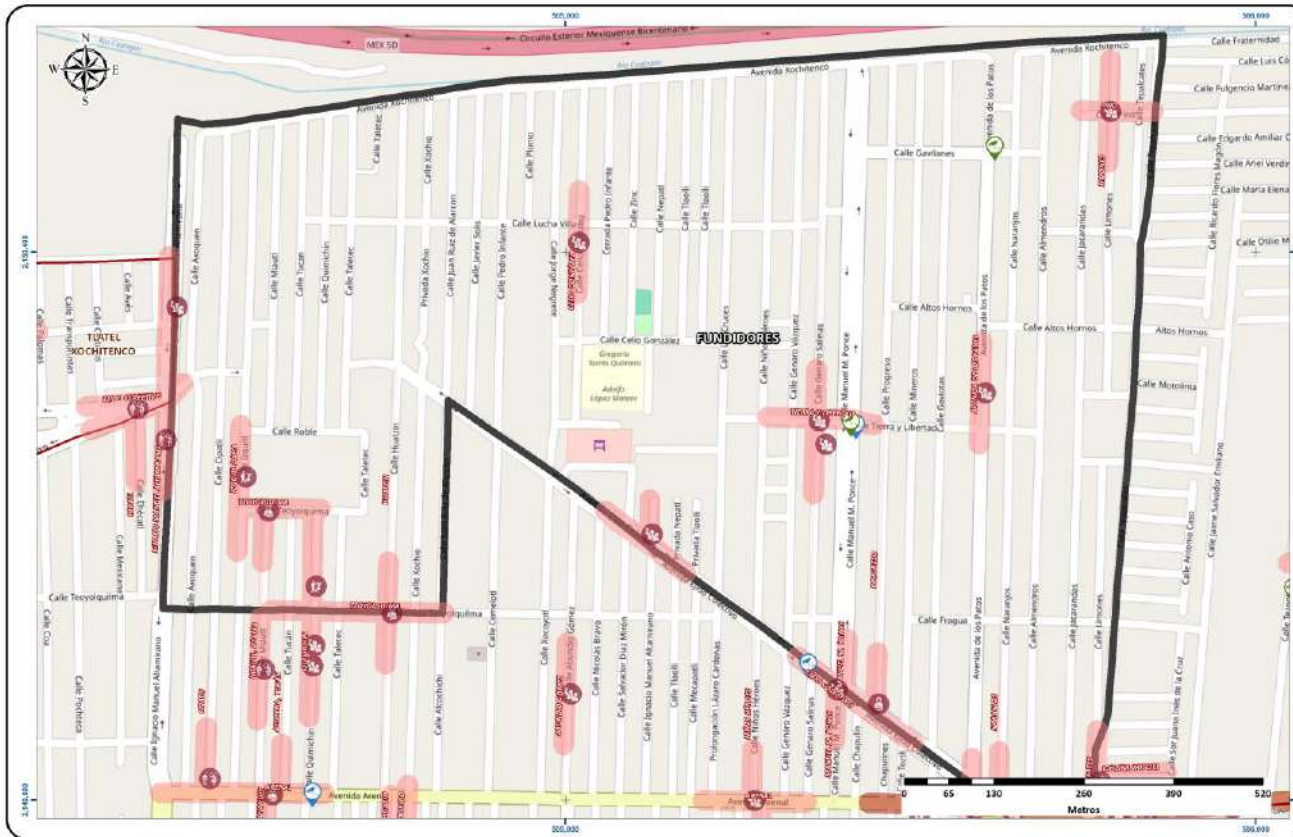
CALLE ORFEBRES



Horario de atención: 12:00 - 14:59 JUEVES

8%

Horario	D	L	Ma	Mi	J	V	S	Total
00:00 - 02:59	8.3%	0.0%	0.0%	0.0%	0.0%	8.3%	0.0%	16.7%
03:00 - 05:59	8.3%	0.0%	0.0%	0.0%	0.0%	0.0%	0.0%	8.3%
06:00 - 08:59	0.0%	0.0%	0.0%	0.0%	0.0%	0.0%	0.0%	0.0%
09:00 - 11:59	0.0%	0.0%	0.0%	0.0%	0.0%	0.0%	0.0%	0.0%
12:00 - 14:59	0.0%	0.0%	0.0%	0.0%	25.0%	0.0%	0.0%	25.0%
15:00 - 17:59	0.0%	0.0%	0.0%	0.0%	25.0%	0.0%	8.3%	33.3%
18:00 - 20:59	0.0%	0.0%	0.0%	0.0%	0.0%	0.0%	0.0%	0.0%
21:00 - 23:59	8.3%	0.0%	8.3%	0.0%	0.0%	0.0%	0.0%	16.7%
<b>Total</b>	<b>25.0%</b>	<b>0.0%</b>	<b>8.3%</b>	<b>0.0%</b>	<b>50.0%</b>	<b>8.3%</b>	<b>8.3%</b>	<b>100.0%</b>



VIOLENCIA CONTRA LA MUJER

CALLE NARANJOS

Horario de atención  
**06:00 - 08:59 LUNES**



67%

LESIONES

CALLE PROGRESO

Horario de atención  
**03:00 - 05:59 VIERNES**



17%

VIOLENCIA DE PAREJA

CALLE IZQUITL DALIA

Horario de atención  
**18:00 - 20:59 VIERNES**



17%

Horario	D	L	Ma	Mi	J	V	S	Total
00:00 - 02:59	0.0%	0.0%	0.0%	0.0%	0.0%	0.0%	0.0%	0.0%
03:00 - 05:59	0.0%	0.0%	0.0%	0.0%	0.0%	8.3%	0.0%	8.3%
06:00 - 08:59	0.0%	8.3%	8.3%	0.0%	0.0%	0.0%	0.0%	16.7%
09:00 - 11:59	16.7%	0.0%	0.0%	0.0%	0.0%	0.0%	0.0%	16.7%
12:00 - 14:59	8.3%	0.0%	0.0%	0.0%	0.0%	0.0%	0.0%	8.3%
15:00 - 17:59	8.3%	0.0%	0.0%	0.0%	0.0%	0.0%	0.0%	8.3%
18:00 - 20:59	0.0%	8.3%	0.0%	0.0%	0.0%	16.7%	0.0%	25.0%
21:00 - 23:59	8.3%	0.0%	0.0%	8.3%	0.0%	0.0%	0.0%	16.7%
<b>Total</b>	<b>41.7%</b>	<b>16.7%</b>	<b>8.3%</b>	<b>8.3%</b>	<b>0.0%</b>	<b>25.0%</b>	<b>0.0%</b>	<b>100.0%</b>



**VIOLENCIA CONTRA LA MUJER**

CALLE CASTILLO DE CHAPULTEPEC

Horario de atención: **21:00 - 23:59**  
**MIÉRCOLES**

45%

**VIOLENCIA FAMILIAR**

CALLE LAUREL

Horario de atención: **18:00 - 20:59**  
**LUNES**

36%

**LESIONES**

CALLE INGENIEROS TOPÓGRAFOS

Horario de atención: **15:00 - 17:59**  
**LUNES**

9%

**VIOLENCIA DE PAREJA**

CALLE MUNICIPIO LIBRE

Horario de atención: **18:00 - 20:59**  
**MARTES**

9%

Horario	D	L	Ma	Mi	J	V	S	Total
00:00 - 02:59	0.0%	0.0%	0.0%	0.0%	0.0%	0.0%	0.0%	0.0%
03:00 - 05:59	0.0%	0.0%	0.0%	0.0%	0.0%	0.0%	0.0%	0.0%
06:00 - 08:59	0.0%	0.0%	0.0%	0.0%	0.0%	0.0%	0.0%	0.0%
09:00 - 11:59	9.1%	0.0%	0.0%	0.0%	0.0%	0.0%	0.0%	9.1%
12:00 - 14:59	0.0%	0.0%	9.1%	0.0%	0.0%	0.0%	0.0%	9.1%
15:00 - 17:59	0.0%	9.1%	0.0%	9.1%	0.0%	0.0%	0.0%	18.2%
18:00 - 20:59	0.0%	9.1%	9.1%	0.0%	0.0%	9.1%	9.1%	36.4%
21:00 - 23:59	0.0%	9.1%	0.0%	9.1%	0.0%	0.0%	9.1%	27.3%
<b>Total</b>	<b>9.1%</b>	<b>27.3%</b>	<b>18.2%</b>	<b>18.2%</b>	<b>0.0%</b>	<b>9.1%</b>	<b>18.2%</b>	<b>100.0%</b>



**VIOLENCIA CONTRA LA MUJER**

CALLE IXTLE

Horario de atención  
**15:00 - 17:59**  
**SÁBADO**



73%

**VIOLENCIA FAMILIAR**

PRIVADA AMIXTLI

Horario de atención  
**12:00 - 14:59**  
**MARTES**



18%

**VIOLENCIA DE PAREJA**

AVENIDA DE LAS TORRES

Horario de atención  
**18:00 - 20:59**  
**JUEVES**



9%

Horario	D	L	Ma	Mi	J	V	S	Total
00:00 - 02:59	0.0%	0.0%	9.1%	9.1%	0.0%	0.0%	0.0%	18.2%
03:00 - 05:59	9.1%	0.0%	0.0%	0.0%	0.0%	0.0%	0.0%	9.1%
06:00 - 08:59	0.0%	0.0%	9.1%	0.0%	0.0%	0.0%	0.0%	9.1%
09:00 - 11:59	0.0%	0.0%	0.0%	0.0%	0.0%	0.0%	0.0%	0.0%
12:00 - 14:59	9.1%	0.0%	9.1%	0.0%	0.0%	0.0%	0.0%	18.2%
15:00 - 17:59	9.1%	0.0%	0.0%	0.0%	0.0%	9.1%	9.1%	27.3%
18:00 - 20:59	0.0%	0.0%	0.0%	0.0%	9.1%	0.0%	0.0%	9.1%
21:00 - 23:59	9.1%	0.0%	0.0%	0.0%	0.0%	0.0%	0.0%	9.1%
<b>Total</b>	<b>36.4%</b>	<b>0.0%</b>	<b>27.3%</b>	<b>9.1%</b>	<b>9.1%</b>	<b>9.1%</b>	<b>9.1%</b>	<b>100.0%</b>